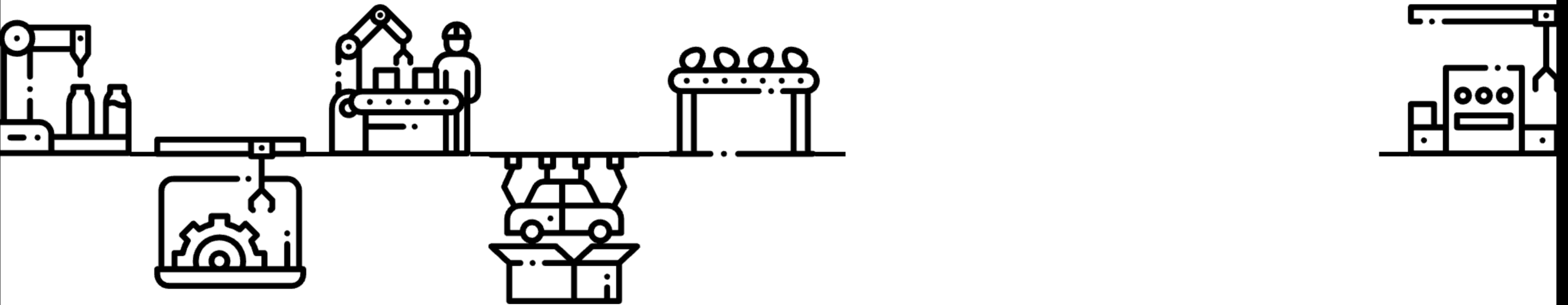


A Practical Guide

TO BUILDING YOUR

Design System Infrastructure



Varya Stepanova, Design Systems Expert / varya.me






VARYA STEPANOVA

Expert in Design Systems

Frontend engineer, service designer

Contacts

 @varya_en

varya.me

mail@varya.me

Areas of expertise

Design systems: production and governance, pattern libraries, style guides, UI/UX, front end.



DESIGN SYSTEM AT *elisa*


- ◆ Library of CSS components
- ◆ Libraries of React components
- ◆ UI kit
- ◆ Shared tools and practices
- ◆ Great design community
- ◆ World-class front-end teams




WHAT IS DESIGN SYSTEMS?




WHAT IS IT FOR ME?



- ◆ Release notes
- ◆ Documentation




- ◆ Tone of voice
- ◆ Design specs



- ◆ Strategy
- ◆ Roadmap



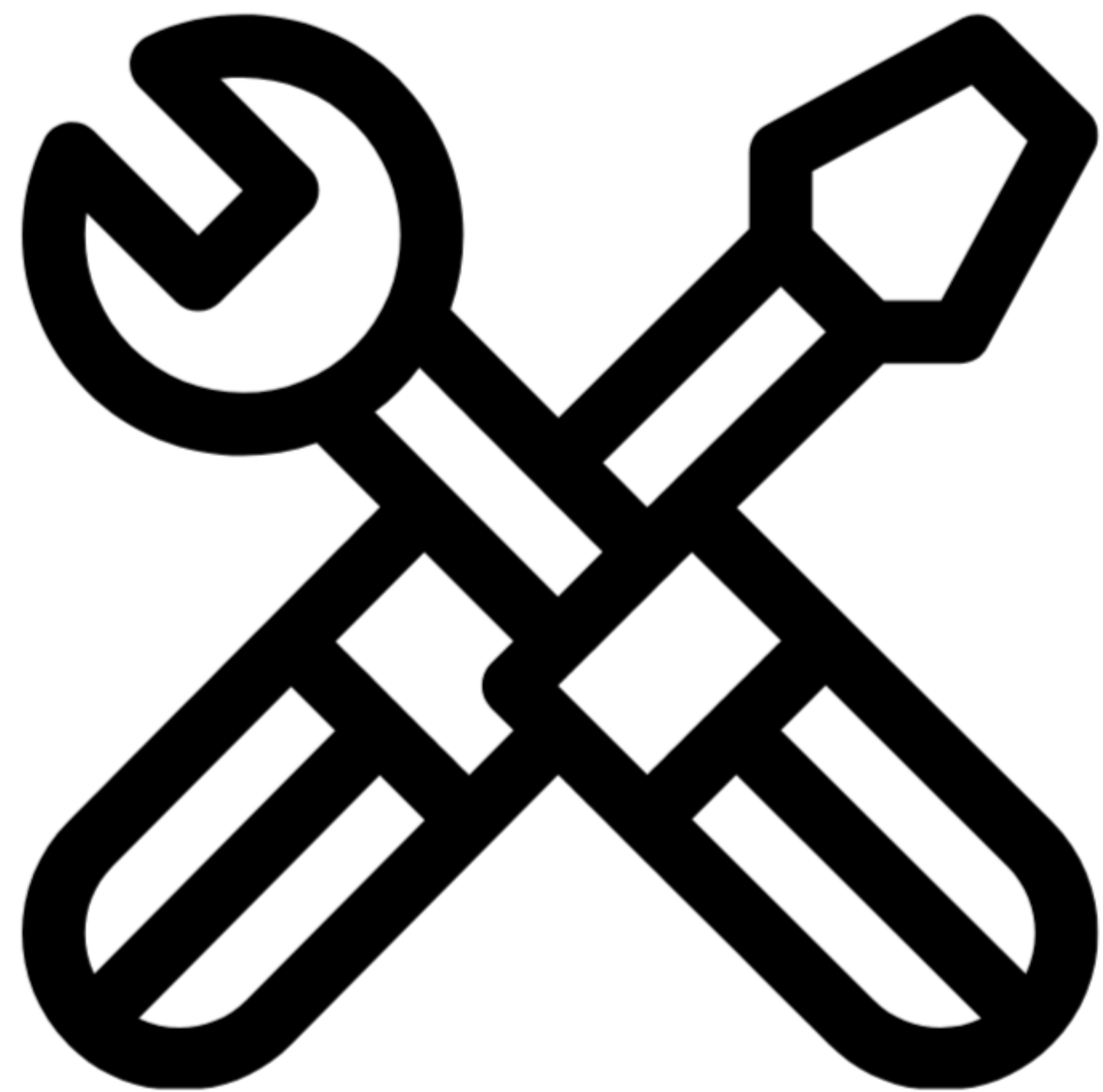
DESIGN SYSTEMS [in React world]



- ◆ shared practices

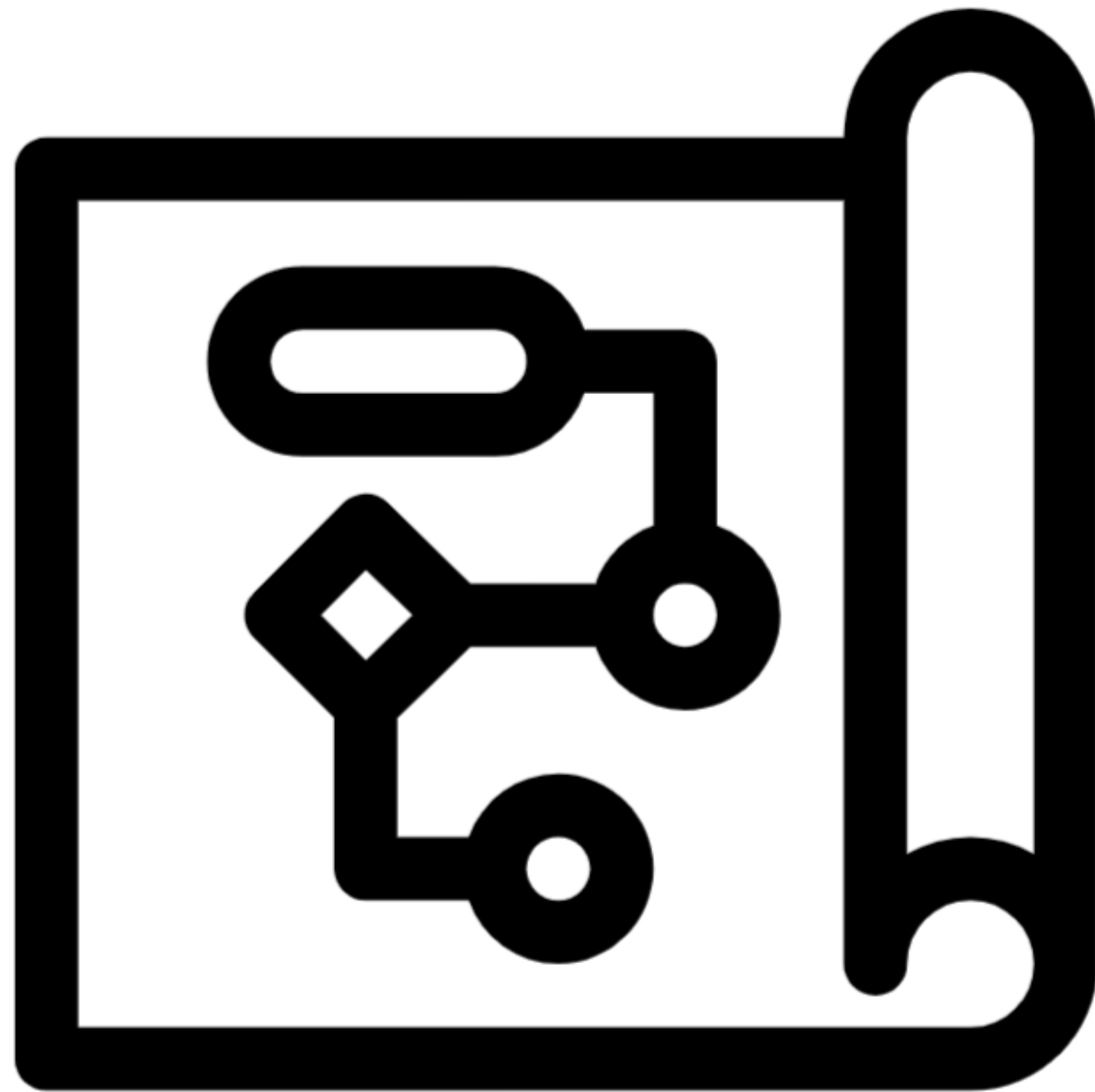


DESIGN SYSTEMS [in React world]



- ◆ shared practices
- ◆ tools


DESIGN SYSTEMS [in React world]



- ◆ shared practices
- ◆ tools
- ◆ **processes**




DESIGN SYSTEMS [in React world]




- ◆ shared practices
- ◆ tools
- ◆ processes
- ◆ **community**



TO REACT OR NOT TO REACT?



LIVING STYLE GUIDES



React Styleguidist



Only for React libraries or..?



HOW TO DOCUMENT?

brand-button.scss

```
// Brand button
//
// markup:
// <button
//   class="brand-button">
//     Click here!
// </button>
```

BrandButton.md

```
# Brand button
...
<button
  className="brand-button">
  Click here!
</button>
...
```



REACT FOR NON-REACT

- ◆ Parse code snippets

- ◆ Reactify

```
<button class="myButton">
```

```
<button className="myButton" />
```

- ◆ Create stories

- ◆ **Automate**





Alex 😊
@alexmuench



Designers updating their design libraries 🤔

Art Porn @artporn



♡ 2,256 7:01 PM - Mar 28, 2019



💬 493 people are talking about this



REACT

= FRIENDLY ENVIRONMENT AND TOOLS

- ◆ Development playground
- ◆ Autogenerated docs
- ◆ **Plugins**





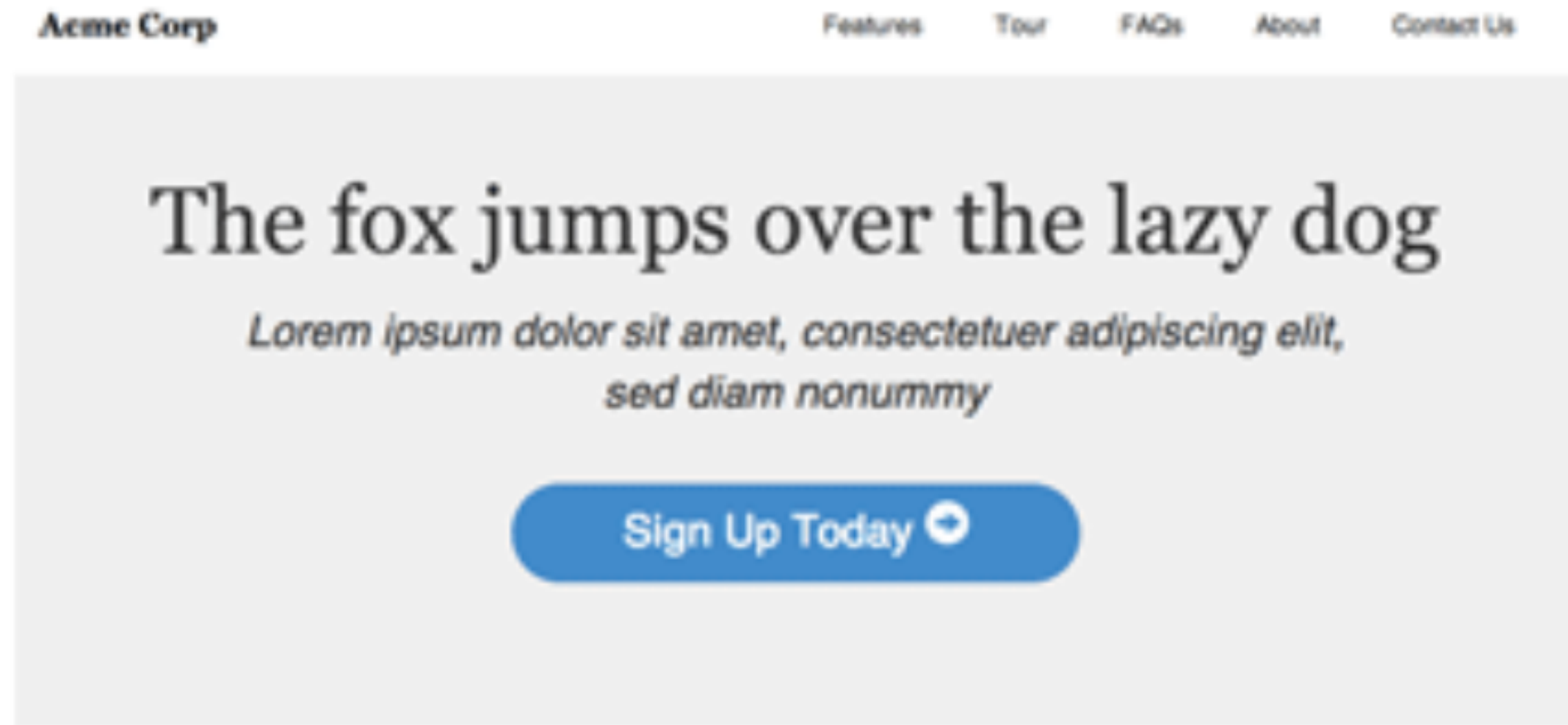
VISUAL REGRESSION TESTS



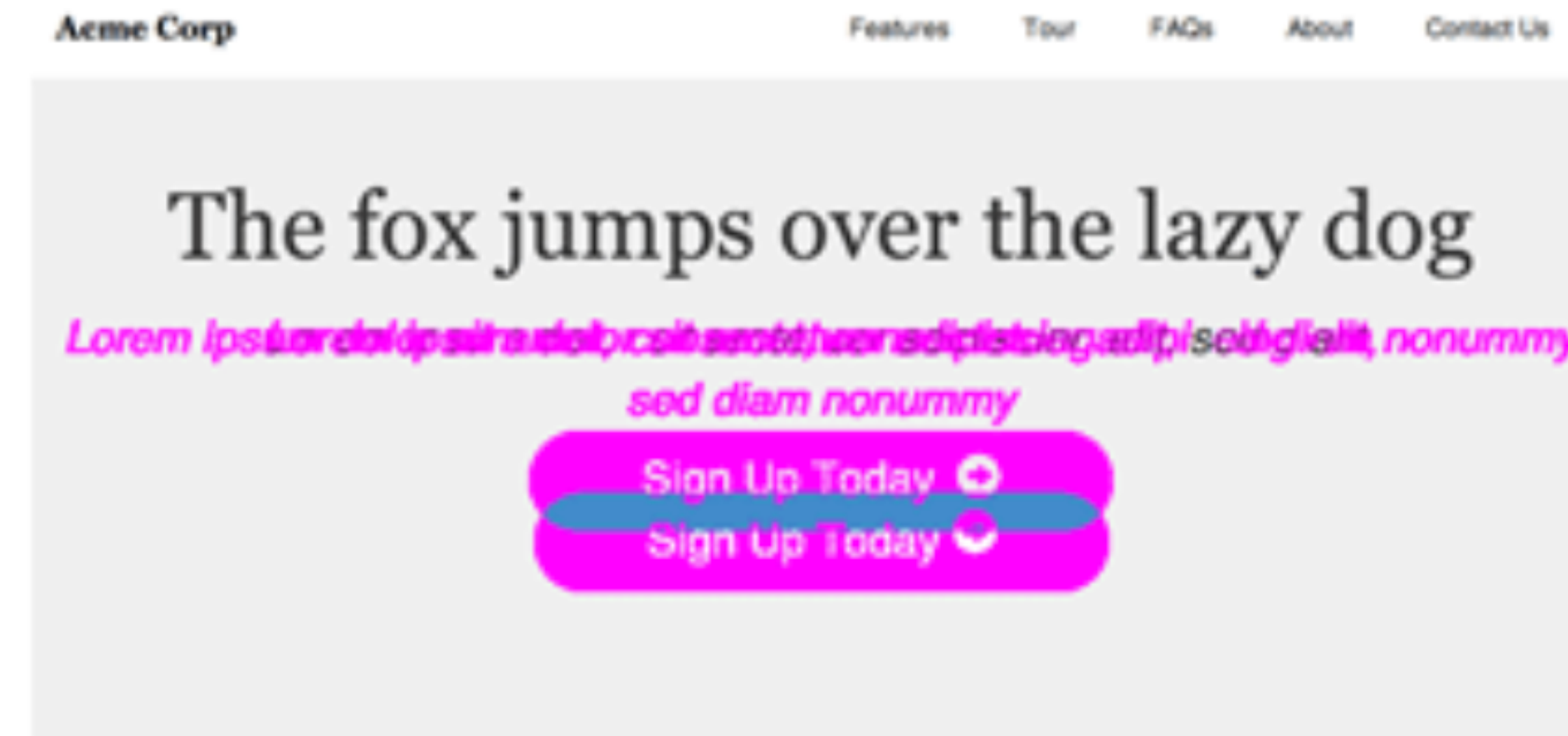
Before update:



After update:



Generated image "diff"



with Styleguidist or Storybook

GET VISUAL TESTS WITH ONE **NPM INSTALL**



STYLE GUIDE vs DESIGN SYSTEM






DESIGN SYSTEMS

Connecting People

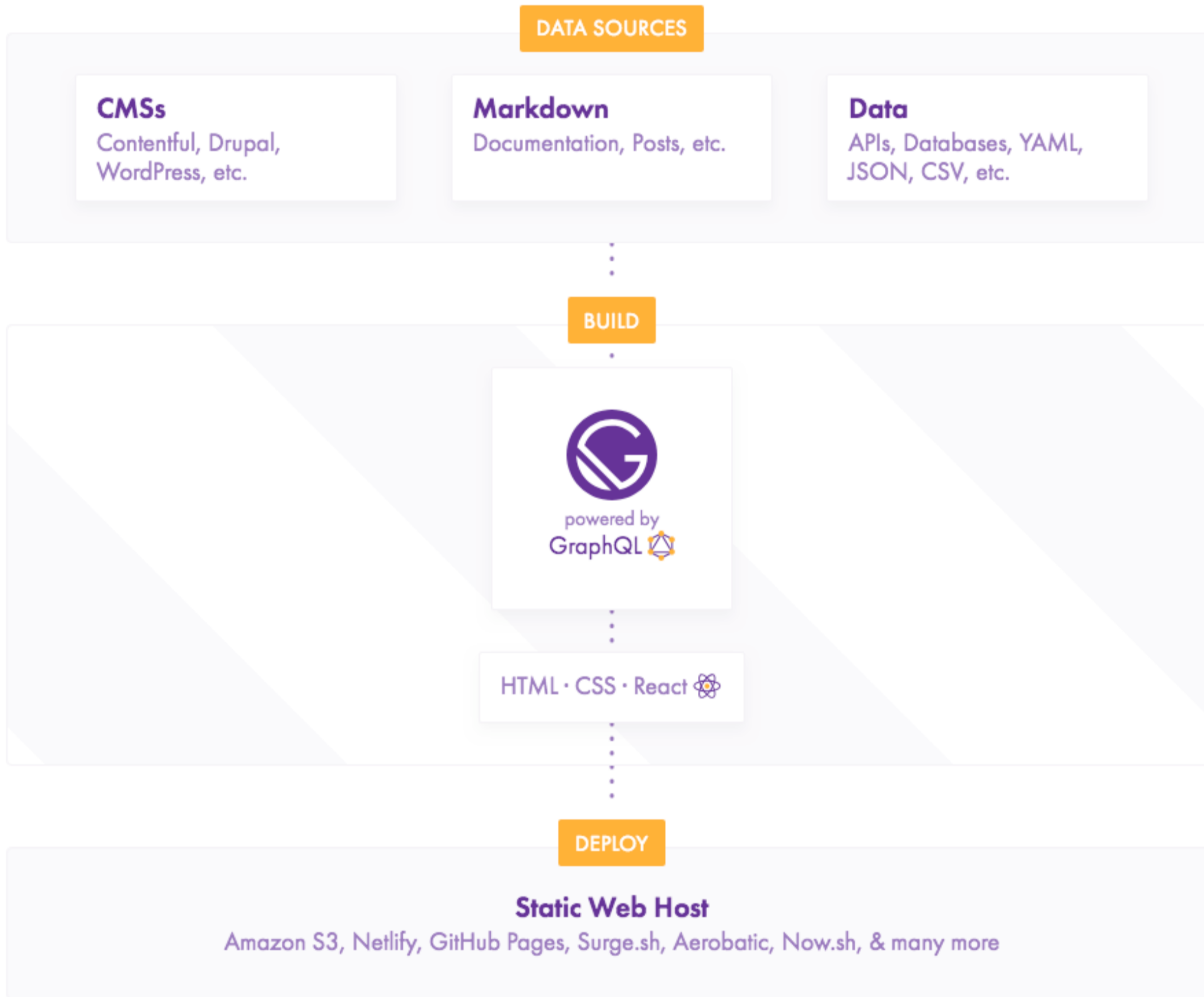
SINGLE POINT OF TRUTH



DESIGN SYSTEM WEBSITE

patterns visual language processes
community design tokens notes design principles
documentation guidelines naming conventions
brand vocabulary changelog





Credits: Robert Ngo, [Decoupling Drupal with Gatsby](#)

DESIGN SYSTEM WEBSITE

example of structure

```
content/  
  pages/  
    docs/  
    about/  
      team/index.md  
      workflow/index.md  
      index.md  
  posts/  
    welcome-to-new-ds-website/  
      index.md  
      thumb.png
```

- ◆ Home
- ◆ Docs
- ◆ Style Guide
- ◆ Blog
- ◆ About



USE YOUR SUPERPOWERS



REACT COMPONENTS IN TEXTS

components/BodyText.js


```
const renderAst = new rehypeReact({
  createElement: React.createElement,
  components: {
    'comp-my-button': MyButton,
  },
}).Compiler;
```

pages/my-page/index.md

```
title: Title of your page
---
Page text and living
<comp-my-button></comp-my-button>
```




CUSTOM REACT COMPONENTS



- ◆ Interactive schemas
- ◆ Adjustable docs
- ◆ Cartoons
- ◆ ~~Entertainers~~
Problem solvers



INTERACTIVE CHANGELOG?



Get **plain data** from GitHub

and represent it with a **friendly interface!**

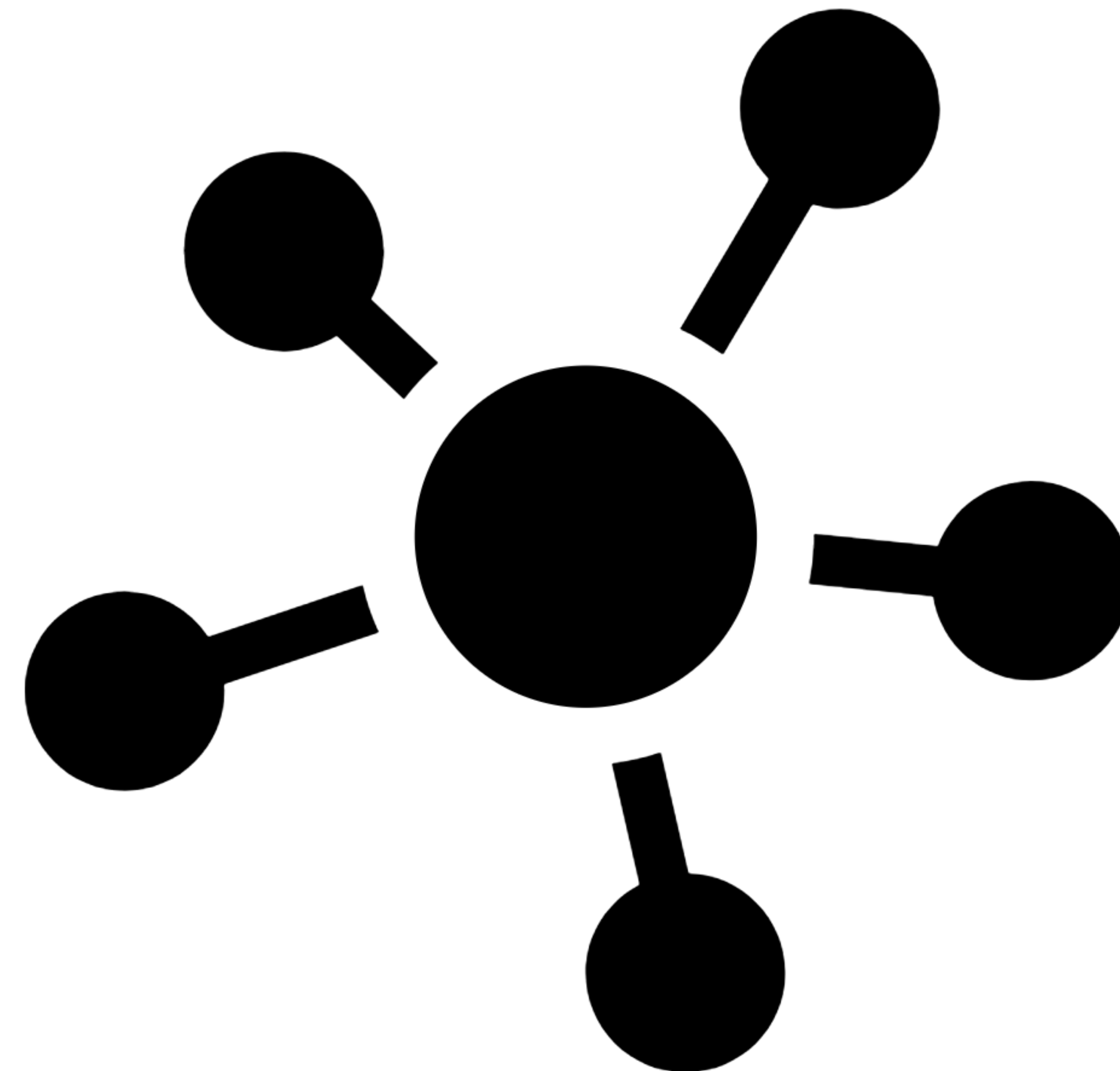


ONE SINGLE POINT OF TRUTH

EXTRACT INFO FROM PACKAGES AND REPOS

Make your design system website a place where all the info can be found at any time.

Display markdown from libraries, tools and related repositories on the website pages.



LITTLE BIT MORE



WELCOME TO CONTRIBUTE

INPUT

```
<input placeholder="Placeholder Text"  
  class="input" type="text" value="" />
```

Text inputs are accompanied by a label and wrapped inside a fieldset. The :hover and :focus styles follow our brand colors.

[Edit this page on GitHub](#)



REWARD THE CONTRIBUTORS

INPUT

25.04.2019 · Contributors   

```
<input placeholder="Placeholder Text"  
  class="input" type="text" value="" />
```

Text inputs are accompanied by a label and wrapped inside a fieldset. The `:hover` and `:focus` styles follow our brand colors.

[Edit this page on GitHub](#)



SHARE INFORMATION

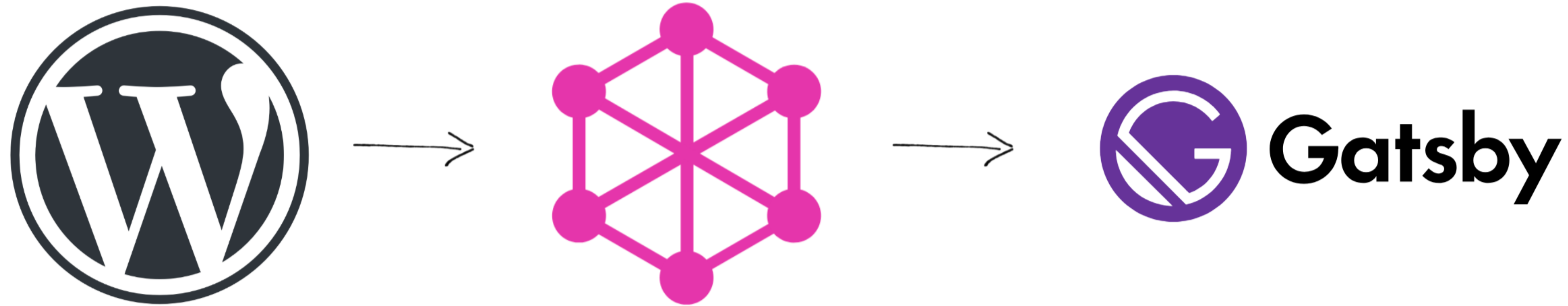


BLOGGING

- ◆ Announcements
- ◆ Plans and strategies
- ◆ Involving the community
- ◆ **Everyone takes stage**



CHERISH IN-HOUSE BLOGGING



GIVE FAMILIAR INTERFACE

People are not used to writing markdown and edit files on GitHub?


Offer them **Wordpress as a source** for your design system website blog.



SHOW META DATA



WHAT IS OUR DESIGN SYSTEM



GET THE DATA

- ◆ Crawl repositories
- ◆ Inject scripts on production
- ◆ Grab data from task managers




SHOW THE DATA

- ◆ Numbers
- ◆ Links
- ◆ Charts



DESIGN SYSTEMS AS A SERVICE



THANK YOU



A PRACTICAL GUIDE TO BUILDING YOUR DESIGN SYSTEM INFRASTRUCTURE

[Slides: varya.me/react-finland-2019](https://varya.me/react-finland-2019)

by Varya Stepanova

 [@varya_en](https://twitter.com/varya_en)

varya.me

mail@varya.me

Credits

This presentation used icons made by [Freepik](#) and [Eucalyp](#) from www.flaticon.com. They are licensed by [CC](#)

[3.0 BY](#).

